

ECON 3301: Economics of Health ONLINE Course Syllabus

University of Texas at Arlington, Spring 2018

This course will be administered through Blackboard: elearn.uta.edu

Instructor Details

Instructor: Christy Spivey
Email: cspivey@uta.edu
Office Phone: 817-272-1218



Email is the quickest way to reach me. If you are local, please stop by!
Office: College of Business (COB), Room 328
In-Person Office Hours: T 12:30 – 1:45PM, 3:20 – 4:15 CST, & by appt.

Course Description and Student Learning Outcomes

Applies economic analysis to the health sector; examines issues involving health insurance and how these issues have been addressed by the market and by the government; role of market structure in health care markets such as the hospital and pharmaceutical industries; compares the U.S. health care system to health care systems in other countries.

This course will provide you with an overview of the field of Health Economics. It will prepare you to:

- Identify the economic concepts and tools that economists use to study health and health care.
- Explain the impact of the third-party payer system on the health care industry.
- Analyze the benefits and costs of various healthcare policies and reforms around the world.
- Analyze the consumption and determinants of health and medical care spending from an economic perspective.
- Examine the economic incentives faced by insurance companies, hospitals and pharmaceutical companies, as well as their implications.
- Appreciate the importance of and apply the basic principles of economic evaluation in healthcare.
- Recognize and evaluate the relevance of behavioral economics techniques in health and healthcare.

Prerequisites

ECON 2306 Principles of Microeconomics or equivalent

Readings

Required articles, a documentary, and a podcast are posted on Blackboard.

There is no required textbook.

If you would like to purchase one, I recommend [Health Economics and Policy](#) by James Henderson (used, any edition).

Recommended Book

Henderson, James W., [Health Economics and Policy](#), 6th edition.
ISBN # 1285758498



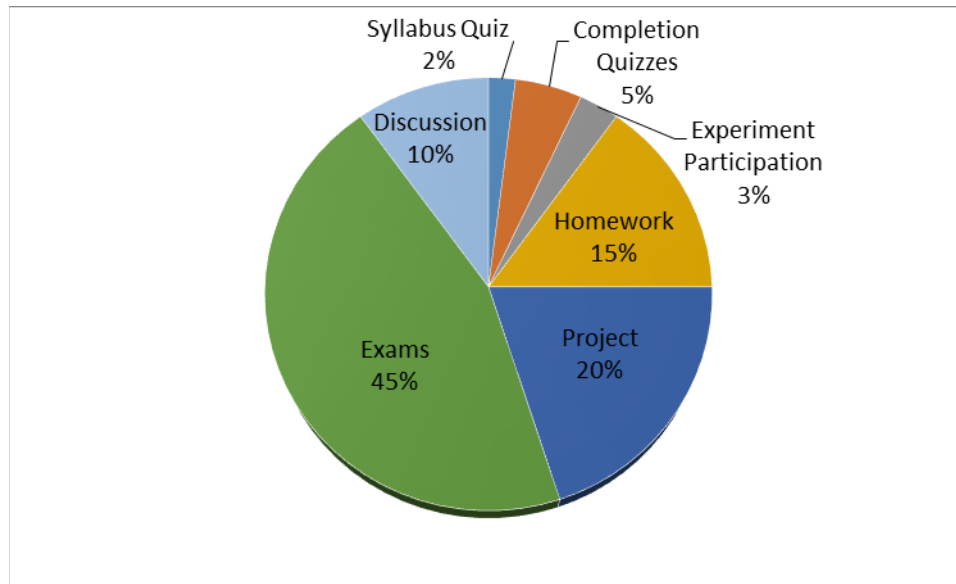
Inside this Syllabus

[Assessment](#)
[Assignments](#)
[Course Schedule](#)
[Expectations](#)
[Communication](#)
[Academic Integrity](#)
[Administrative Policies](#)

Assessment

Your grade will be determined by a syllabus/scavenger hunt quiz, three homework assignments (the first two are optionally graded), five completion/extra credit quizzes, four graded discussion board posts, a project, and two exams. The percentage of total points will be allocated as follows:

Syllabus Quiz	2%
Experiment Participation	3%
Completion Quizzes (1% each):	5%
Discussion Board Posts (2.5% each):	10%
Homework (5% each):	15%
Project:	20%
Exams (22.5% each):	45%



Your letter grade will be determined by the percentage of total points earned as follows:

A	90% and above
B	80 – 89.99%
C	70 – 79.99%
D	60 – 69.99%
F	below 60%

I do not curve individual assignments or final grades. I also do not offer extra credit beyond what is mentioned in this syllabus. I only assign incompletes in the course for documented

health/family emergencies. Please do not ask me to assign an incomplete if you intend to drop the course but forget to do so.

Please use the [grade calculator](#) posted on the HomePage in Blackboard to determine your assessment progress throughout the semester.

Assignments

Each week's link on the Blackboard course menu contains a Learning Module, which will prepare you for the assignments and exams. Within each Learning Module, you will find one Blackboard page for each subtopic, which may contain text, graphics, videos, links to webpages, and embedded articles. Under the Learning Module, you will find important materials (articles, documentary, podcasts) that are referenced in the Learning Module as well as assignments for the week. For your convenience, especially if you choose to read ahead, most of the longer articles for the course are also available under the course menu ("Readings" link) on the left-hand side of our Blackboard course. ***The Learning Modules and the posted articles are the most important readings!***

Syllabus Quiz

The Syllabus/Scavenger Hunt Quiz can be completed while looking at the syllabus and other course materials on Blackboard. The goal is to familiarize yourself with course format and policies and to make sure you can navigate the course and use the grade calculator. I want to make sure everyone knows how to calculate their grade as the semester progresses, so that everyone knows where they stand at any point in time throughout the course. Answers to the quiz will be available on Blackboard after the due date. Therefore, no late submissions are accepted.



Experiment Participation

You will participate in several interactive experiments this semester through a platform called Moblab. The experiments are for a participation grade only, but we will use some of the data collected in the experiments for homework assignments. The topics covered in the experiments will also be on exams and the last completion quiz.

Participating in the experiments does require that you log into the experiment at a certain time, but I will give you several time slots to choose from. Moblab is not free, but it is inexpensive. And, this is the only monetary outlay I ask of you. There is no book required for the class, although you are welcome to purchase a used copy of the recommended book for background reading (any edition).

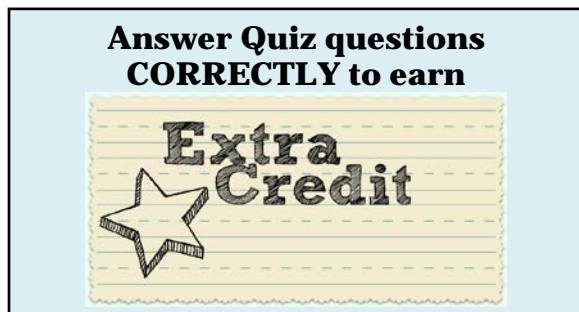
To register for Moblab, follow the instructions given in the Week 1 Learning Module.

Completion Quizzes

Several completion quizzes will be given throughout the semester. They are for a completion grade only. Note that you will not be given credit for skipped questions. So, if you answer all questions on time, you will get 100%, regardless of whether you have answered them correctly.

You should complete these on your own, without collaboration. Late quizzes will **NOT** be accepted. They must be submitted (not just begun) by the specified deadline. Answers will be available on Blackboard after the due date.

In addition, you can earn up to 2 points (out of 100) of **extra credit** on your final course score by answering questions correctly. The average of your completion grade quizzes will be divided by 50, and those points will be added to your final course score. Because the extra credit earned depends upon answering the questions correctly, a numeric grade for the quizzes will show up in the Blackboard gradebook. The numeric grade is used to calculate the extra credit only.



Graded Discussion Board Assignments

Discussion board assignments will involve an initial post by each of you, in response to a question that I pose, followed up by at least two reply posts. These reply posts will be responses to classmates' initial posts and/or follow-ups to how others have replied to your initial post.

Please see the Week 1 Learning Module on Blackboard for detailed discussion board information, including guidelines, suggestions, and the grading rubric. Make sure to look at the grading rubric before posting. Late discussion board assignments will **NOT** be accepted.

Homework

There are three homework assignments, one before Exam 1, a second before Exam 2, and a third after Exam 2. The first two homework assignments are optional. This means you do not have to turn them in for a grade. If you do turn them in, they will be graded and count towards your overall grade. While they are optional to be turned in, it is **essential** that you do and understand the problems in order to do well on exams. ***The third homework is not optional,*** since there is no exam following it.

The homeworks are mostly problem-based assignments. There are videos posted to help with most of these, and I will help in live Collaborate sessions (instructions on how to participate forthcoming). Your completed homework assignment should be uploaded to Blackboard as one **Microsoft Word file or PDF file**. PDF files are preferred. Please do not upload multiple JPEG or PNG files. Make sure to paste them into a Word document first, and then save the Word file as a PDF file. Recent versions of Word have the capability to save documents as PDF files by going to File -> Save as Adobe PDF. If your Word version does not have this, you can download free software to turn any document into a PDF file here:

<http://www.cutepdf.com/Products/CutePDF/writer.asp>

Late homework assignments will be **NOT** be accepted. You may discuss your homework assignments with one another, but you should do your own thinking and turn in your own work. In other words, do not copy someone's work or turn in someone else's work as your own. Doing

so will result in not getting credit for the assignment and a referral to the Office of Student Conduct. The best way to avoid this is not to share any documents or pictures of homework with anyone else. Doing your own work will help prepare you for exams.

Each homework assignment counts for 5% of your grade, for a total of 15%, as explained above. If you do not turn in the first two homeworks, the missing 5% for each will be redistributed to the next exam. Then your grade will be determined as follows:

Syllabus Quiz	2%
Experiment Participation	3%
Completion Quizzes (1% each):	5%
Discussion Board Posts (3% each):	10%
Homework 3	5%
Project:	20%
Exams (27.5% each):	55%

Project

A part-individual and part-collaborative project based on designing a healthcare system will be the focus of a significant portion of your time. The various components of the project and the grading scheme are described in a separate document. Please see the “Project” section on the Course Menu.




Exams

The two exams are not cumulative. They will be administered online using the Blackboard Respondus Lockdown Browser, which you can download in the middle of your main Blackboard page. You will need a laptop with a built-in camera or a webcam attached to your monitor.

Course Schedule

A detailed course schedule can be found on the HomePage on Blackboard, including the topics to be covered and all due dates for assignments. I reserve the right to change the schedule, but I will post an updated one if I do so as well as notify you of any changes via email.

I highly recommend that you print out the schedule and keep it in a convenient place, as well as add all due dates to your calendar.



Expectations

Treat this syllabus as a contract that you have “signed” by enrolling in the course. You are responsible for remembering all deadlines. I reserve the right to make changes to the syllabus during the semester, although I will try not to do so.

This online course is designed to cover the same content and same amount of material as a traditional face-to-face course. The face-to-face version of this course meets for over 2.5 hours per week. A generally-accepted rule of thumb is that for every hour spent in class, you should spend approximately two to three hours outside of class studying. So, a student taking the face-to-face class should spend at least 5 hours a week outside of class studying. This means you should be spending more than 5 hours a week on this course to earn a high grade! As an online learner, the total amount of time you will spend working on this class will vary from person to person and week to week.

Watch the slideshow below for some tips on being a successful online learner:

<http://www.slideshare.net/SidneyEve/quick-start-guide-for-online-students>

Communication

I will communicate with you mainly via email, video messages on the HomePage, and through several live (recorded) sessions using Collaborate Ultra to answer questions about homework and exams. If for some reason you need assistance with something that can't be answered via email, I am happy to arrange a phone call with you. Please check your university-provided email account daily! Email is definitely the best way to reach me. I will answer as quickly as possible. Barring extenuating circumstances, you can expect a response within 24 hours (usually sooner).

There is a “General Help Discussion” Board on the Course Menu that you may post in anytime to seek help from your classmates. If you can't find an answer to your question, please email me. If I think that others can benefit from the answer to your question, I will either email the class or post a message or video in the discussion board.

If you try to reach me on my office phone, please do not leave a message and expect me to get back to you in a timely manner. I do not check phone messages nearly as frequently as email, as the telephone does not visually indicate that a message is waiting for me. However, feel free to call me, and I will happily talk to you if I am in the office.

Academic Integrity

All students enrolled in this course are expected to adhere to the UT Arlington Honor Code:

I pledge, on my honor, to uphold UT Arlington's tradition of academic integrity, a tradition that values hard work and honest effort in the pursuit of academic excellence.

I promise that I will submit only work that I personally create or contribute to group collaborations, and I will appropriately reference any work from other sources. I will follow the highest standards of integrity and uphold the spirit of the Honor Code.

According to the UT System Regents' Rule 50101, §2.2, "Scholastic dishonesty includes but is not limited to cheating, plagiarism, collusion, the submission for credit of any work or materials that are attributable in whole or in part to another person, taking an examination for another person, any act designed to give unfair advantage to a student or the attempt to commit such acts." Per UT System Regents' Rule 50101, §2.2, suspected violations of university's standards for academic integrity (including the Honor Code) will be referred to the Office of Student Conduct. Violators will be disciplined in accordance with University policy, which may result in the student's suspension or expulsion from the University.

More specifically related to this course, academic dishonesty includes copying someone else's work or representing someone else's work as your own when doing homework; communicating with other individuals during exams; and referencing books, notes, the internet, or "cheat sheets" during exams (except when authorized). Violators will automatically receive a grade of zero on the assignment or exam. Anytime a penalty is imposed the matter must be reported to the Office of Student Conduct.

Administrative Policies

Drop Policy

Students may drop or swap (adding and dropping a class concurrently) classes through self-service in MyMav from the beginning of the registration period through the late registration period. After the late registration period, students must see their academic advisor to drop a class or withdraw. Drops can continue through **March 30 for the Spring 2018 Semester**. **Note: I am unable to sign a drop form after the official deadline.** It is the student's responsibility to officially withdraw if they do not plan to attend after registering. Students will not be automatically dropped for non-attendance. Repayment of certain types of financial aid administered through the University may be required as the result of dropping classes or withdrawing. For more information, contact the Office of Financial Aid and Scholarships (<http://wweb.uta.edu/aao/fao/>).

Student Feedback Survey

At the end of each term, students enrolled in classes categorized as lecture, seminar, or laboratory shall be directed to complete a Student Feedback Survey (SFS). Instructions on how to access the SFS for this course will be sent directly to each student through MavMail approximately 10 days before the end of the term. Each student's feedback enters the SFS database anonymously and is aggregated with that of other students enrolled in the course. UT Arlington's effort to solicit, gather, tabulate, and publish student feedback is required by state law; students are strongly urged to participate. For more information, visit <http://www.uta.edu/sfs>.

Student Support Services

UT Arlington provides a variety of resources and programs designed to help students develop academic skills, deal with personal situations, and better understand concepts and information related to their courses. Resources include tutoring, major-based learning centers, developmental education, advising and mentoring, personal counseling, and federally funded programs. For individualized referrals, students may visit the reception desk at University College (Ransom Hall), call the Maverick Resource Hotline at 817-272-6107, send a message to resources@uta.edu, or view the information at <http://www.uta.edu/universitycollege/resources/index.php>.

The IDEAS Center (2nd Floor of Central Library) offers free tutoring to all students with a focus on transfer students, sophomores, veterans and others undergoing a transition to UT Arlington. To schedule an appointment with a peer tutor or mentor email IDEAS@uta.edu or call (817) 272-6593.

Electronic Communication

UT Arlington has adopted MavMail as its official means to communicate with students about important deadlines and events, as well as to transact university-related business regarding financial aid, tuition, grades, graduation, etc. All students are assigned a MavMail account and are responsible for checking the inbox regularly. There is no additional charge to students for using this account, which remains active even after graduation. Information about activating and using MavMail is available at <http://www.uta.edu/oit/cs/email/mavmail.php>.

Disability Accommodations

UT Arlington is on record as being committed to both the spirit and letter of all federal equal opportunity legislation, including *The Americans with Disabilities Act (ADA)*, *The Americans with Disabilities Amendments Act (ADAAA)*, and *Section 504 of the Rehabilitation Act*. All instructors at UT Arlington are required by law to provide “reasonable accommodations” to students with disabilities, so as not to discriminate on the basis of disability. Students are responsible for providing the instructor with official notification in the form of **a letter certified** by the Office for Students with Disabilities (OSD). Only those students who have officially documented a need for an accommodation will have their request honored. Students experiencing a range of conditions (Physical, Learning, Chronic Health, Mental Health, and Sensory) that may cause diminished academic performance or other barriers to learning may seek services and/or accommodations by contacting:

The Office for Students with Disabilities, (OSD) www.uta.edu/disability or calling 817-272-3364. Information regarding diagnostic criteria and policies for obtaining disability-based academic accommodations can be found at www.uta.edu/disability.

Counseling and Psychological Services, (CAPS) www.uta.edu/caps/ or calling 817-272-3671 is also available to all students to help increase their understanding of personal issues, address mental and behavioral health problems and make positive changes in their lives.

Non-Discrimination Policy

The University of Texas at Arlington does not discriminate on the basis of race, color, national origin, religion, age, gender, sexual orientation, disabilities, genetic information, and/or veteran status in its educational programs or activities it operates. For more information, visit www.uta.edu/eos.

Title IX Policy

The University of Texas at Arlington ("University") is committed to maintaining a learning and working environment that is free from discrimination based on sex in accordance with Title IX of the Higher Education Amendments of 1972 (Title IX), which prohibits discrimination on the basis of sex in educational programs or activities; Title VII of the Civil Rights Act of 1964 (Title VII), which prohibits sex discrimination in employment; and the Campus Sexual Violence Elimination Act (SaVE Act). Sexual misconduct is a form of sex discrimination and will not be tolerated. For information regarding Title IX, visit www.uta.edu/titleIX or contact Ms. Jean Hood, Vice President and Title IX Coordinator at (817) 272-7091 or jmhood@uta.edu.

Campus Carry

Effective August 1, 2016, the Campus Carry law (Senate Bill 11) allows those licensed individuals to carry a concealed handgun in buildings on public university campuses, except in locations the University establishes as prohibited. Under the new law, openly carrying handguns is not allowed on college campuses. For more information, visit <http://www.uta.edu/news/info/campus-carry/>